

# Montcalm County



## *Dog Project Record Book*

*Cloverbud - Ages 5 to 7 Years*

Name: \_\_\_\_\_

4-H Club: \_\_\_\_\_

4-H Leader: \_\_\_\_\_

4-H Age (as of 1/1): \_\_\_\_\_ Years in 4-H Dog Project: \_\_\_\_\_



**MICHIGAN STATE**  
UNIVERSITY | **Extension**



MSU is an affirmative-action, equal-opportunity employer. Michigan State University Extension programs and materials are open to all without regard to race, color, national origin, gender, gender identity, religion, age, height, weight, disability, political beliefs, sexual orientation, marital status, family status or veteran status.

Rev. 3/2023

## Objectives of the 4-H Cloverbud Dog Project

1. To gain experience caring for dogs.
2. To explore different dog breeds and training types.
3. To participate in group activities within your 4-H club.

### NOTE:

- ☺ Cloverbud projects are for the child to explore and discover project areas.
- ☺ Cloverbud projects are not to be judged or placed in any 4-H activity.
- ☺ Cloverbuds will participate in dog showmanship and obedience in the Cloverbud class.
- ☺ The responsibility of animal ownership should not lie solely with the child, but with the parents also.
- ☺ Safety of the child should be the primary concern of the Cloverbud project.

4-H Leader's Signature: \_\_\_\_\_

**MSU Montcalm Extension**  
211 W. Main Street, P.O. Box 368  
Stanton, Michigan 48888  
<http://msue.anr.msu.edu/county/info/montcalm>  
Phone: (989) 831-7500  
Fax: (989) 831-7515



*This record book was developed as a teen leadership project by Chauntel Bennett, January 2011.*

## Cloverbud Dog Project Summary

1. Number of 4-H meetings that I attended:\_\_\_\_\_.
2. How many dogs are in your household?\_\_\_\_\_.

## Information on My Project Animal

1. What is your dog's name?\_\_\_\_\_.
2. What breed is your dog?\_\_\_\_\_.
3. What sex is your dog?\_\_\_\_\_.
4. What color is your dog?\_\_\_\_\_.
5. How old is your dog?\_\_\_\_\_.

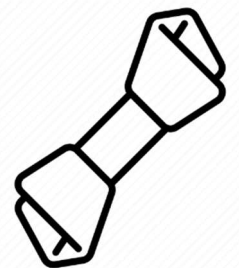

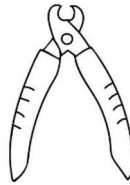
## Draw a Picture of Your Dog:





# Dog Equipment

Circle the items below, that you use with or for your dog.



## **Housing**

1. Where does your dog sleep?
2. What type of outdoor space does your dog have?

## **Feeding**

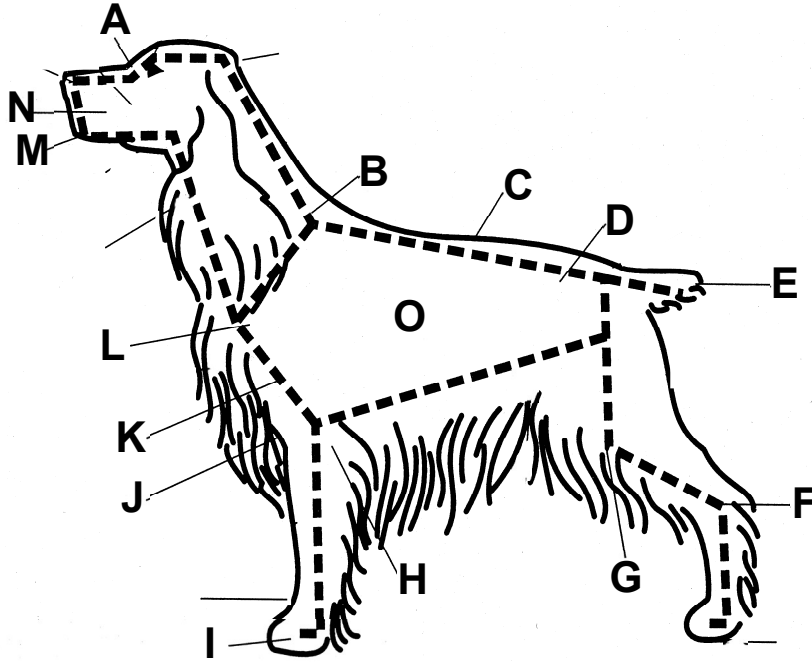
1. What food do you feed your dog? Is it canned or dry?
2. How often do you feed your dog, and how much?
3. What treats do you feed your dog, and how often?
4. What things should you avoid feeding your dog?

## **Feed Tag**

Place a copy of the feed slip here.

## Know the Parts of a Dog

Name the parts of the dog that are marked with a letter on the lines below.  
You only need to name the number of parts that match your age. For example, if you are 5, you only must name 5 parts. We have given you the first letter of each part name.



A. S \_\_\_\_\_

B. W \_\_\_\_\_

C. B \_\_\_\_\_

D. L \_\_\_\_\_

E. T \_\_\_\_\_

F. H \_\_\_\_\_

G. S \_\_\_\_\_

H. E \_\_\_\_\_

I. P \_\_\_\_\_

J. B \_\_\_\_\_

K. C \_\_\_\_\_

L. S \_\_\_\_\_

M. F \_\_\_\_\_

N. M \_\_\_\_\_

O. B \_\_\_\_\_



## Dog Word Search

E V E N T H O U G H D O G S V  
B A Y P P U P R Y G R E A T L  
R Y R I N G A P P S E A R A N  
E T R A I N I N G K C E G T H  
E E U Y A I R E I L D R E N L  
D T F I C G A W L A O I N O E  
S P A D O G S H O W S N Y A A  
T E O M Y A T I L H E A L Y S  
E T N A C W R M H H L A D V H  
E T H O R E E P E H U N N D R  
E D A N B D W E T N O S E L T  
W E N B T Y O R N E B W I O N  
E S O A A N D F O R T A R Y T  
W L O P E R R M A N T P F E N  
S T T E E T K H L U F Y A L P

\_\_\_\_\_ Bark

\_\_\_\_\_ Leash

\_\_\_\_\_ Tail

\_\_\_\_\_ Bones

\_\_\_\_\_ Loyal

\_\_\_\_\_ Training

\_\_\_\_\_ Breeds

\_\_\_\_\_ Paws

\_\_\_\_\_ Wagging

\_\_\_\_\_ Dog Shows

\_\_\_\_\_ Pet

\_\_\_\_\_ Walks

\_\_\_\_\_ Friendly

\_\_\_\_\_ Playful

\_\_\_\_\_ Wet Nose

\_\_\_\_\_ Furry

\_\_\_\_\_ Puppy

\_\_\_\_\_ Whimper

\_\_\_\_\_ Growl

\_\_\_\_\_ Slobber

# Connect the Dots and Color





## **Dog Project Animal Photos**

A photo of your project animal is to be attached to this page.